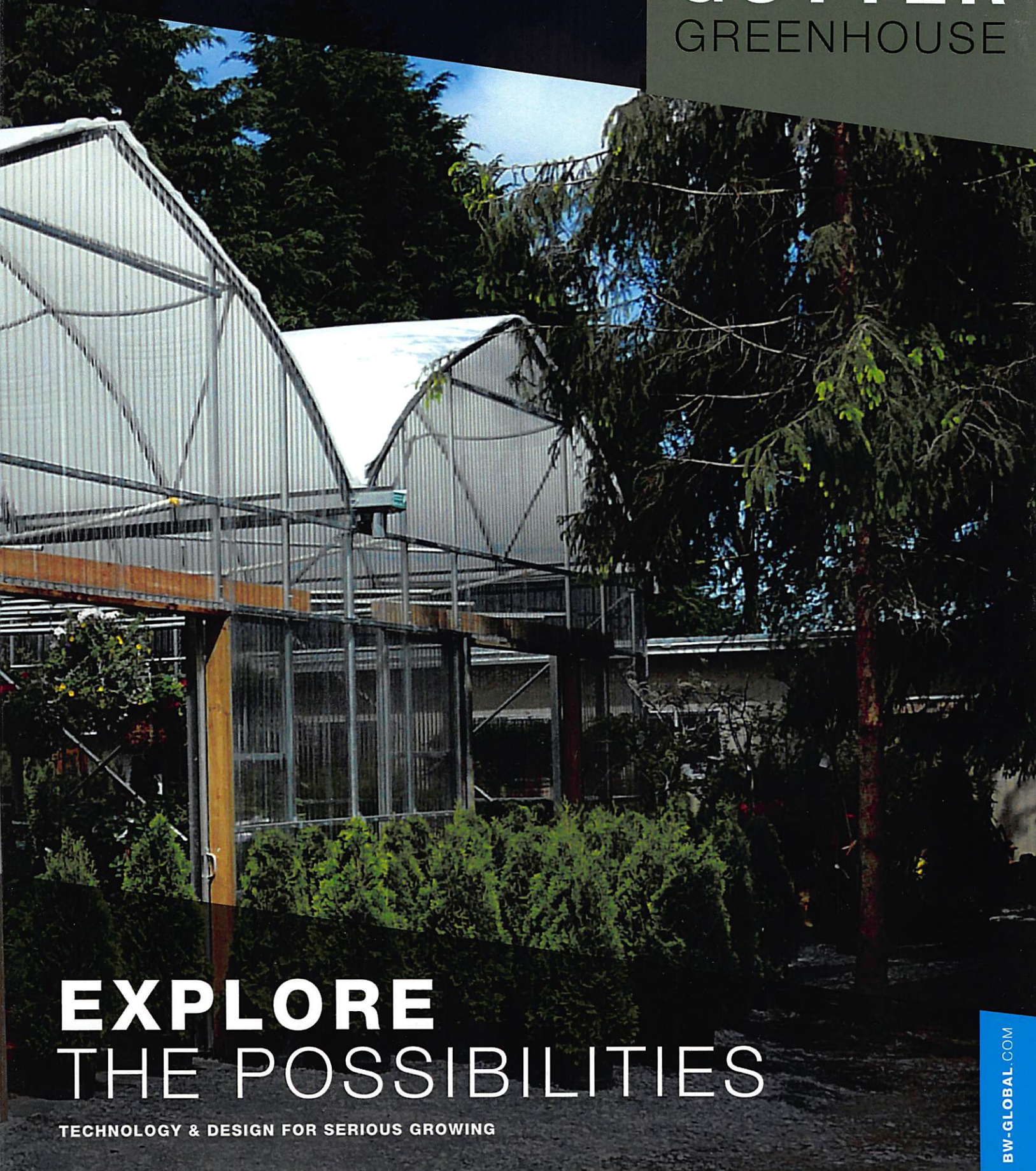




**BW GLOBAL**

**GUTTER**  
GREENHOUSE



**EXPLORE**  
**THE POSSIBILITIES**

**TECHNOLOGY & DESIGN FOR SERIOUS GROWING**

**BW-GLOBAL.COM**

29020 Fraser Highway, Abbotsford, BC | Canada | V4X 1G8 | **1.877.856.1303**

**WE PROVIDE THE**

**HIGHEST PRODUCING,**

**MOST TECHNOLOGICALLY**

**ADVANCED GREENHOUSES**

**ON THE MARKET.**

**SOLUTIONS FOR GROWING YOUR OWN FOOD**

**GREAT  
FOR:**



**COMMERCIAL**



**RETAIL**



**INSTITUTIONAL**

**BY USING THE BEST MATERIALS WITH THE BEST DESIGNS, BW GREENHOUSES ARE MANUFACTURED TO BE THE BEST GROWING ENVIROMENTS AVAILIABLE FOR YOU.**

# PROTECT YOUR PRODUCT WITH THE STRONGEST MOST ADVANCED GREENHOUSE ON THE MARKET

## GUTTER

BW GUTTER Greenhouses allow you to maximize your land space and water usage with connectable gutter systems. These greenhouses harness the natural water cycle to recreate the effects of Mother Nature while creating a shared heating system for infinite growing capacity. Remove the need for wasted stuff-off space between your greenhouses with BW GUTTER Greenhouse - the perfect solution for producers looking for limitless boundaries in commercial and retail industries.

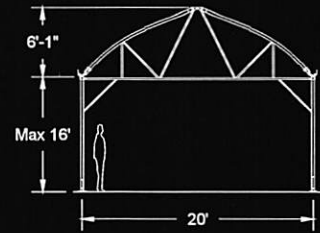
### BW GUTTER FEATURES

- + Joinable along length and width for nearly endless expansion
- + Single heating system is great for compatible crops
- + Maximized land usage by eliminating space between houses
- + Straight wall maximizes internal growing area
- + Specially designed walls help to withstand harsh weather
- + Increased strength - square and rectangular tubing is strain hardened for torsional rigidity and provides 27% more steel than round or oval tubing of the same size
- + More purlins than any other greenhouse on the market
- + Customizable to your growing and geographical needs
- + Highest snow and wind rating in its class
- + Manufactured locally and shipped direct for fast delivery times

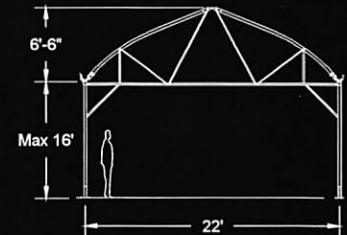
### SPECS

- + Up to 30' Wide
- + Unlimited Expansion Length
- + 2-7/8" Dia. Posts Set At 12' On Centre
- + V-Bottom Gutters at 8" X 4" Deep
- + Standard BW GUTTER widths include: 20', 21', 24', 25', 27'6", 30'

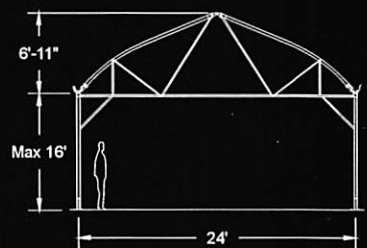
20'-BW GUTTER GREENHOUSE



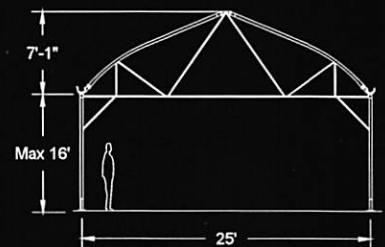
22'-BW GUTTER GREENHOUSE



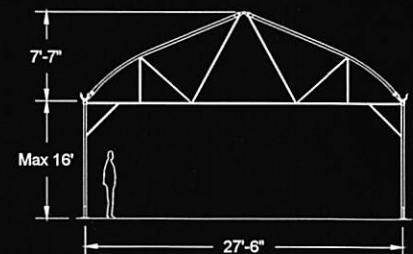
24'-BW GUTTER GREENHOUSE



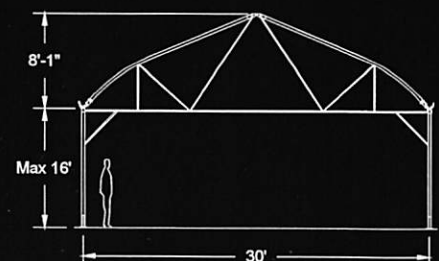
25'-BW GUTTER GREENHOUSE



27'-BW GUTTER GREENHOUSE



30'-BW GUTTER GREENHOUSE



OUR **MISSION** IS TO BE A  
**LEADING PROVIDER**  
OF SOLUTIONS FOR THE GLOBAL  
ISSUES OF FOOD AND WATER.  
BW GLOBAL WORKS TO  
**ENHANCE** CONTROLLED  
ENVIRONMENT AGRICULTURE  
THROUGH NEW TECHNOLOGY,  
REFINED DESIGNS, AND  
**IMPROVED THINKING.**



**BW GLOBAL**  
GREEN HOUSES & SHELTERS

**\*FREE ISOMETRIC  
RENDERINGS INCLUDED!**

We'll help find precisely what you need  
to fit your property and production rates.  
Dimensions and clearances provided pre-purchase.

**WANT ANSWERS?**

Contact our team at **1.877.856.1303**  
or visit us at [www.bw-global.com](http://www.bw-global.com)